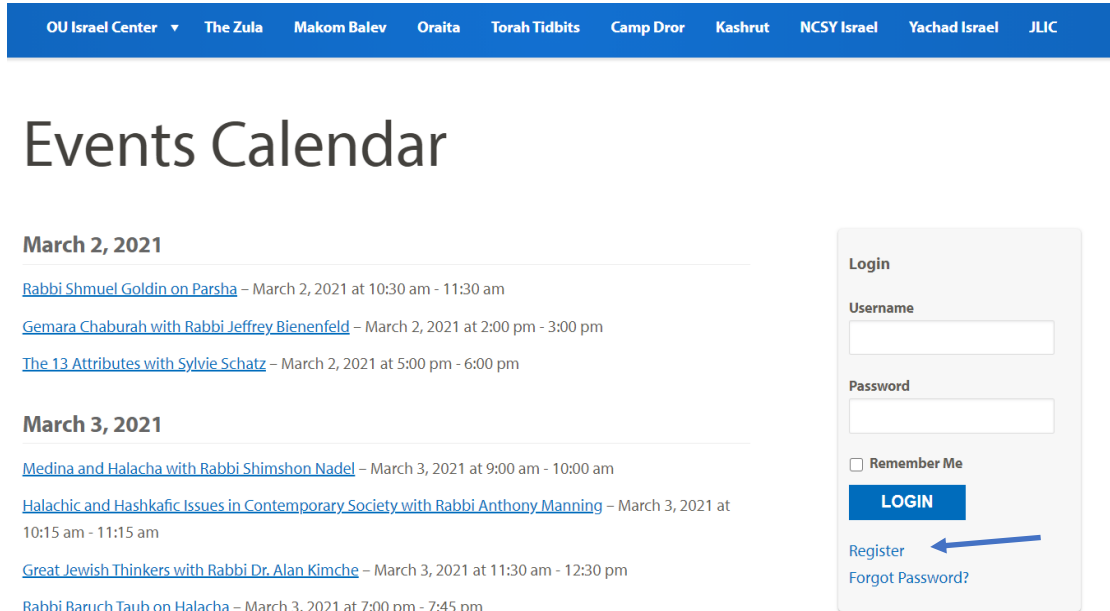


Creating an OU Israel Account

To register for a shiur, you first need to create an OU Israel Account. If you already have an account, see below, [Registering for a Class](#). If you have an account but do not remember your password, see below, [Resetting Your Password](#).

1. In your browser go to <https://www.ouisrael.org/classes/>
2. The following screen appears:



The screenshot shows the top navigation bar with links: OU Israel Center, The Zula, Makom Balev, Oraita, Torah Tidbits, Camp Dror, Kashrut, NCSY Israel, Yachad Israel, and JLIC. The main heading is "Events Calendar".

March 2, 2021

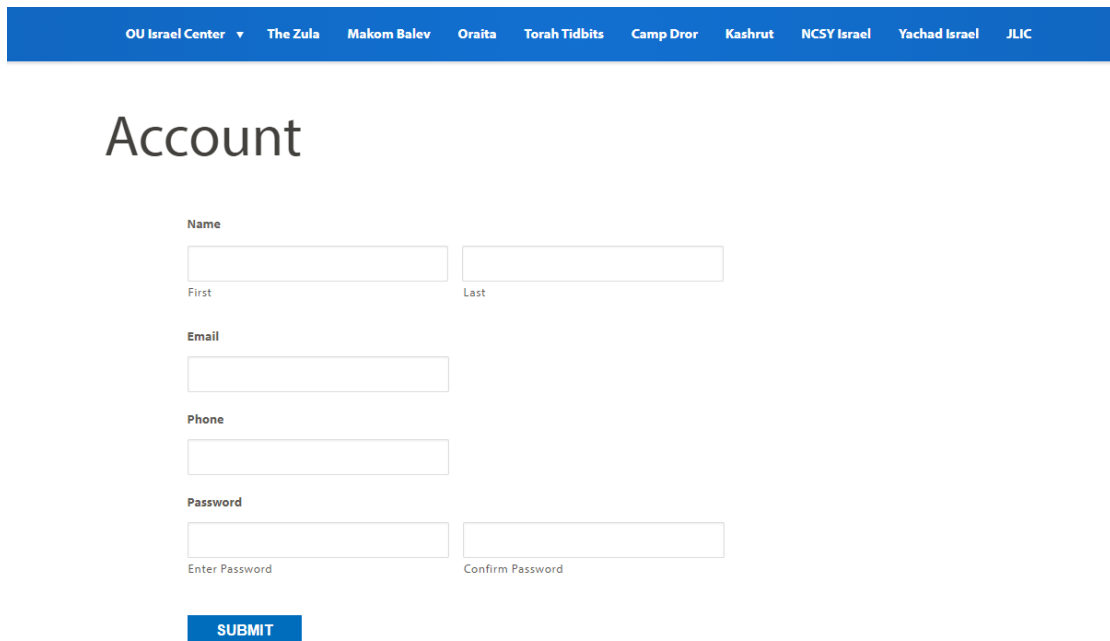
- [Rabbi Shmuel Goldin on Parsha](#) – March 2, 2021 at 10:30 am - 11:30 am
- [Gemara Chaburah with Rabbi Jeffrey Bienenfeld](#) – March 2, 2021 at 2:00 pm - 3:00 pm
- [The 13 Attributes with Sylvie Schatz](#) – March 2, 2021 at 5:00 pm - 6:00 pm

March 3, 2021

- [Medina and Halacha with Rabbi Shimshon Nadel](#) – March 3, 2021 at 9:00 am - 10:00 am
- [Halachic and Hashkafic Issues in Contemporary Society with Rabbi Anthony Manning](#) – March 3, 2021 at 10:15 am - 11:15 am
- [Great Jewish Thinkers with Rabbi Dr. Alan Kimche](#) – March 3, 2021 at 11:30 am - 12:30 pm
- [Rabbi Baruch Taub on Halacha](#) – March 3, 2021 at 7:00 pm - 7:45 pm

On the right side, there is a "Login" sidebar with fields for "Username" and "Password", a "Remember Me" checkbox, a blue "LOGIN" button, and links for "Register" and "Forgot Password?". A blue arrow points to the "Register" link.

3. On the righthand side of the page click **Register**. The Account screen appears:



The screenshot shows the "Account" registration form with the same top navigation bar. The form fields are:

- Name**: Two input fields for "First" and "Last".
- Email**: One input field.
- Phone**: One input field.
- Password**: Two input fields for "Enter Password" and "Confirm Password".

A blue "SUBMIT" button is located at the bottom of the form.

4. Fill out the form, including a password. Make sure to re-enter your password in the field marked **Confirm Password**.

NOTE: Please write down your password for future reference.

5. Click **Submit**. The confirmation page appears:

OU Israel Center ▾ The Zula Makom Balev Oraita Torah Tidbits Camp Dror Kashrut NCSY Israel Yachad Israel

Account

Thanks for contacting us! A confirmation email was sent to your inbox. If you do not receive an email in your regular inbox, check your promotions"

Contact Information

SEYMOUR J. ABRAMS ORTHODOX UNION JERUSALEM WORLD CENTER 22 Rechov Keren Hayesod P.O.B. 37015 Jerusalem 91370	ISRAEL TEL: (02) 560-9100 FAX: (02) 566-0156 EMAIL: OFFICE@OUIISRAEL.ORG	SHARE WITH FACEBOOK TWITTER	STAY IN TOUCH <input type="button" value="JOIN US"/>
--	---	-----------------------------------	---

COPYRIGHT © 2021. ALL RIGHTS RESERVED. OU Israel, Primer, Belief, Goals, Beliefs

Congratulations, you have successfully created an account.

Whats next:

[Registering for a Class.](#)

Registering for a Class

After Creating your account (or if you already have an account) you need to log in.

1. Navigate to ouisrael.org/classes. The following page appears.

Events Calendar

March 2, 2021

[The 13 Attributes with Sylvie Schatz](#) – March 2, 2021 at 5:00 pm - 6:00 pm

March 3, 2021

[Medina and Halacha with Rabbi Shimshon Nadel](#) – March 3, 2021 at 9:00 am - 10:00 am

[Halachic and Hashkafic Issues in Contemporary Society with Rabbi Anthony Manning](#) – March 3, 2021 at 10:15 am - 11:15 am

[Great Jewish Thinkers with Rabbi Dr. Alan Kimche](#) – March 3, 2021 at 11:30 am - 12:30 pm

[Rabbi Baruch Taub on Halacha](#) – March 3, 2021 at 7:00 pm - 7:45 pm

[Practical Kashrut with Rabbi Ezra Friedman](#) – March 3, 2021 at 8:30 pm - 9:30 pm

[השיעור השבועי עם הרב מאיר גולדוויץ](#) – March 3, 2021 at 8:30 pm - 9:30 pm

March 4, 2021

[Meaning in Mitzvot with Rabbi Ian Pear](#) – March 4, 2021 at 9:00 am - 10:00 am

[Thursday the Rabbi Gave his Drasha... with Rabbi Baruch Taub](#) – March 4, 2021 at 10:10 am - 11:10 am

Login

Username

Password

Remember Me

[Register](#)
[Forgot Password?](#)

2. On the righthand side of the page, enter your username and password.
3. Optional: click **remember me** if you do not want to have to log in each time. Your browser will remember your username and ID.
4. Click **Login**. On the righthand side of the page, it will display a welcome message confirming that you are logged in:

Welcome User
You are currently logged in

5. On the lefthand side of the page, click the class for which you wish to register. The class page appears.
6. Scroll down to the *Bookings* section:

Bookings

- If this is your first time registering for an OU Israel event online, please [register here](#). You will then be automatically logged in to the site and can return to this page to proceed with booking your class/event. Please remember the password you choose for future use.
- If you have registered for OU Israel events in the past, please proceed to the right side of the page and use the automatic password you received previously in your email to login and register for the event.
- If you do not remember your password, please [click here](#) to reset it.

Ticket Type	Spaces
Standard Ticket	1 

Phone



SEND YOUR BOOKING



Zoom link for this meeting: Zoom Meeting

This zoom link and password have also been sent to your email. Please do not share this information with anyone else.

7. In the **Phone** field, enter the phone number you provided when you registered.
8. Click **SEND YOUR BOOKING**. The confirmation notice appears:

Bookings

Booking successful. If you registered for a Zoom event, the Zoom link has been sent to your email.
Please do not share this information with anyone else.

Zoom link for this meeting: Zoom Meeting

This zoom link and password have also been sent to your email. Please do not share this information with anyone else.

You are now registered for the shiur and should receive a confirmation email in your inbox with a link entitled **Join Meeting**.

Keep this email handy. You will need the link to join the shiur at the appropriate time.

Please note: If you do not receive a confirmation email please check your spam/junk inbox.

Resetting Your Password

If you forgot your password or if you receive a message that you already have an account but you do not remember your password you will need to reset your password.

1. Navigate to ouisrael.org/classes. The following screen appears.

Events Calendar

March 2, 2021

[The 13 Attributes with Sylvie Schatz](#) – March 2, 2021 at 5:00 pm - 6:00 pm

March 3, 2021

[Medina and Halacha with Rabbi Shimshon Nadel](#) – March 3, 2021 at 9:00 am - 10:00 am

[Halachic and Hashkafic Issues in Contemporary Society with Rabbi Anthony Manning](#) – March 3, 2021 at 10:15 am - 11:15 am

[Great Jewish Thinkers with Rabbi Dr. Alan Kimche](#) – March 3, 2021 at 11:30 am - 12:30 pm

[Rabbi Baruch Taub on Halacha](#) – March 3, 2021 at 7:00 pm - 7:45 pm

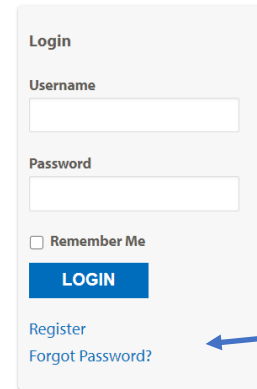
[Practical Kashrut with Rabbi Ezra Friedman](#) – March 3, 2021 at 8:30 pm - 9:30 pm

[השיעור השבועי עם הרב מאיר גולדויט](#) – March 3, 2021 at 8:30 pm - 9:30 pm

March 4, 2021

[Meaning in Mitzvot with Rabbi Ian Pear](#) – March 4, 2021 at 9:00 am - 10:00 am

[Thursday the Rabbi Gave his Drasha.... with Rabbi Baruch Taub](#) – March 4, 2021 at 10:10 am - 11:10 am



Login

Username

Password

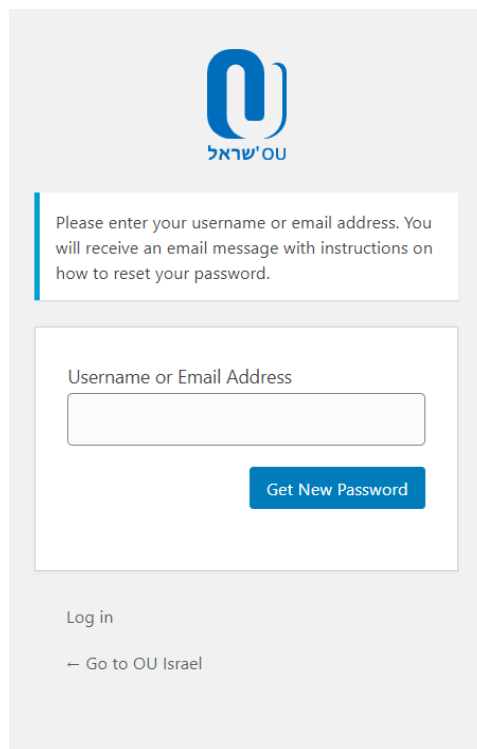
Remember Me


LOGIN

[Register](#)

[Forgot Password?](#)

2. On the righthand side of the page, click **Forgot Password**. The following screen appears:





Please enter your username or email address. You will receive an email message with instructions on how to reset your password.

Username or Email Address

Get New Password

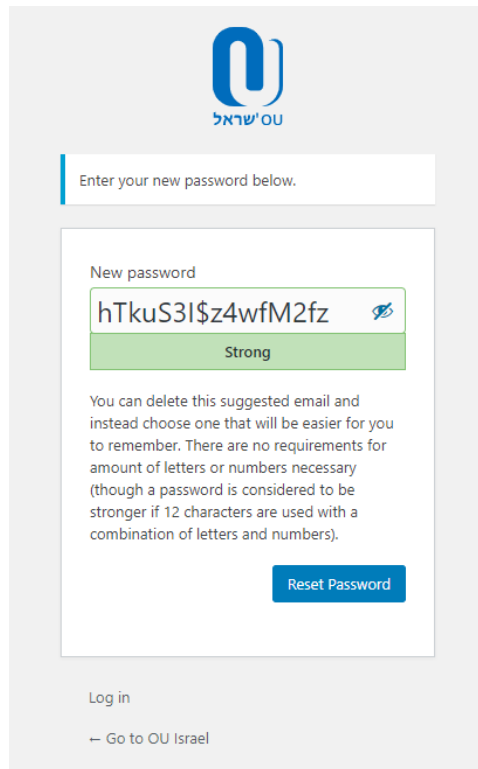
[Log in](#)

[Go to OU Israel](#)

3. In the **Username or Email Address** field enter your email address and click **Get New Password**. A confirmation page appears. You should also receive an email from info@ouisrael.org.

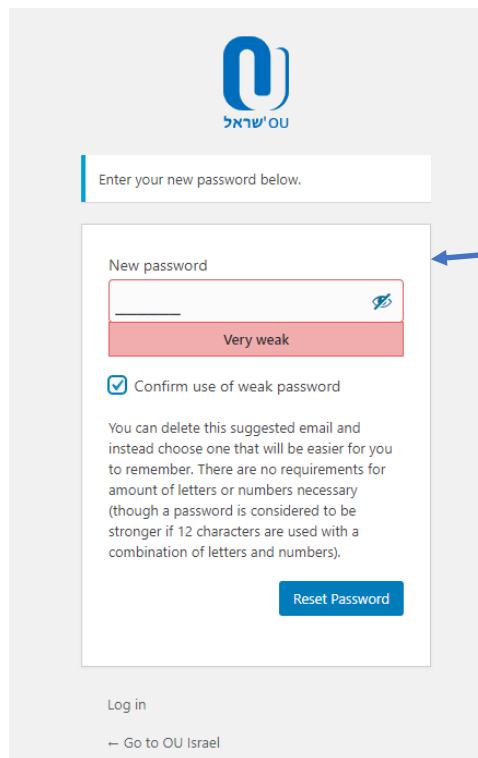
Note: If you do not receive an email please check your spam/junk folder.

- Go to your email inbox. Open the email you received and click the link to reset your password. The following screen appears:



The screenshot shows the OU Israel logo at the top. Below it is a text box with the instruction "Enter your new password below." The main form area is titled "New password" and contains a password input field with the text "hTkuS3I\$z4wfm2fz" and a strength indicator "Strong" in a green box. Below the input field is a paragraph of text: "You can delete this suggested email and instead choose one that will be easier for you to remember. There are no requirements for amount of letters or numbers necessary (though a password is considered to be stronger if 12 characters are used with a combination of letters and numbers)." At the bottom of the form is a blue "Reset Password" button. Below the form are links for "Log in" and "Go to OU Israel".

- You can delete the suggested password (if provided) and choose one that will be easier to remember.



The screenshot shows the same password reset screen as above, but with a different password suggestion: "Very weak" in a red box. A blue arrow points to the input field. Below the input field is a checkbox labeled "Confirm use of weak password" which is checked. The rest of the form, including the text, "Reset Password" button, and footer links, is identical to the previous screenshot.

- After choosing a password you may need to click "**Confirm use of weak password**" to continue.
- Click **Reset Password**. A confirmation message appears. You will also receive a confirmation email.
Note: Write down your password for future reference.

Whats next:

To register for your class, see [Registering for a Class](#) above.